





Technical data DIN power supply

6030-DR-075	Input
	100-240VAC
	2,0 A
	Output
	24VDC
	3 A 75 VA
Dimensions (AxBxC)	A = 5,6 cm / 2,2" B = 12,5 cm / 4,9" C = 11 cm / 0,4"

6030-DR-120	Input
	100-120VAC/200-240VAC
	3,3 A / 2,0 A
	Output
	24VDC
	5 A 120 VA
Dimensions (AxBxC)	A = 6,6 cm / 2,6" B = 12,5 cm / 4,9" C = 11 cm / 0,4"

6030-DR-240	Input
	100-240VAC
	3,5 A
	Output
	24VDC
	10 A 240 VA
Dimensions (AxBxC)	A = 12,6 cm / 5" B = 12,5 cm / 4,9" C = 11 cm / 0,4"

6030-DR-480	Input
	200-240VAC
	4,0 A
	Output
	24VDC
	20 A 480 VA
Dimensions (AxBxC)	A = 22,7 cm / 8,9" B = 12,5 cm / 4,9" C = 11 cm / 0,4"

Rail Type	P *)	Max. cable length per diameter / wire gauge					
		0.75 mm ² / 20		1 mm ² / 18		1.5 mm ² / 14	
6200 Straight	36W	30 m	98 ft	40 m	131 ft	60 m	197 ft
6200 1x bend	48W	22 m	72 ft	30 m	98 ft	45 m	148 ft
6200 2x bend	60W	18 m	59 ft	24 m	79 ft	36 m	118 ft
6302 Straight	20W	56 m	184 ft	75 m	246 ft	112 m	367 ft
6300 Straight	12W	90 m	295 ft	120 m	394 ft	180 m	590 ft

*) medium weight curtain, 'room' height, glider 4010, no heading

6034-24V-C1
1x Connector for 24V DC power plug
<ul style="list-style-type: none"> - Coaxial power plug - 'Center positive' - Min. 22V - Max. 28V - 2,1 x 5,5 x 10-11 mm - (0,8"x2,2"x0,39"-0,43") - Cable length 122 cm (48")
